



# 10 TIPS

*for videoing on your  
smart phone*

**New Heights Media**


1300 639 434

[hello@newheightsmedia.com.au](mailto:hello@newheightsmedia.com.au)

[www.newheightsmedia.com.au](http://www.newheightsmedia.com.au)

#1

Shoot in landscape (horizontal) mode and lock the orientation



#2

Shoot in well lit areas



#3

Shoot in airplane mode




#4

Zoom with your feet



#5

Use the grid for the Rule of Thirds




#6

Use the Ninja Grip to keep your phone steady (if you don't have a tripod)

#7

Remember that shooting will drain your phone battery



#8

Use an external microphone for good audio (auphonic app)



#9

Use the exposure tool to focus and expose your subject correctly



#10

Use your +/- button or apple earphones to start/stop a recording



**New Heights Media**

[www.newheightsmedia.com.au](http://www.newheightsmedia.com.au) | [hello@newheightsmedia.com.au](mailto:hello@newheightsmedia.com.au) | 1300 639 434